



HT Media Limited
CIN:- L22121DL2002PLC117874
Registered Office: Hindustan Times House, 18-20, Kasturba Gandhi Marg, New Delhi - 110001, India
Tel:- +91 11 66561234 Fax:- +91 11 66561445
Website:- www.htmedia.in E-mail:- corporatedept@hindustantimes.com
Audited Standalone Financial Results for the Year Ended March 31, 2015

PART I

(Rs. in lacs except earning per share data)

Statement of Standalone Audited Results for the year ended March 31, 2015

Sl. No.	Particulars	Three Months Ended			Year Ended	
		31.03.2015 (Un-audited)	31.12.2014 (Un-audited)	31.03.2014 (Un-audited)	31.03.2015 (Audited)	31.03.2014 (Audited)
1	Income from operations					
	a) Net Sales/Income from Operations	36,440	39,208	35,046	1,43,656	1,40,636
	b) Other Operating Income	333	330	802	1,626	2,289
	Total Income from operations	36,773	39,538	35,848	1,45,282	1,42,925
2	Expenses					
	a) Cost of materials consumed	9,545	10,583	10,274	40,477	40,466
	b) Purchases of stock-in-trade	-	-	-	-	-
	c) Changes in inventories of finished goods , work-in-progress and stock-in-trade	(7)	12	27	(4)	39
	d) Employee benefits expense	8,725	8,839	7,869	34,795	31,251
	e) Depreciation and amortisation expense	1,643	1,756	1,514	7,167	5,621
	f) Other expense	17,543	14,823	13,103	57,387	53,414
	Total Expense	37,449	36,013	32,787	1,39,822	1,30,791
3	Profit from Operations before other Income, finance costs and exceptional items (1-2)	(676)	3,525	3,061	5,460	12,134
4	Other Income	3,494	2,944	3,297	12,193	12,660
5	Profit from ordinary activities before finance costs and exceptional items (3+4)	2,818	6,469	6,358	17,653	24,794
5 a	Profit from ordinary activities before finance costs, depreciation and amortisation expenses & exceptional items (EBITDA) (5+2e)	4,461	8,225	7,872	24,820	30,415
6	Finance Costs	603	816	1,540	3,603	5,557
7	Profit from ordinary activities after finance costs but before exceptional items(5-6)	2,215	5,653	4,818	14,050	19,237
8	Exceptional Items	-	1,669	-	1,669	-
9	Profit from Ordinary Activities before Tax (7-8)	2,215	3,984	4,818	12,381	19,237
10	Tax Expense	409	(377)	746	1,014	3,673
11	Net Profit from Ordinary Activities after Tax (9-10)	1,806	4,361	4,072	11,367	15,564
12	Extraordinary Items (Net of Tax Expenses)	-	-	-	-	-
13	Net Profit/(loss) for the period (11-12)	1,806	4,361	4,072	11,367	15,564
14	Paid-up Equity Share Capital (Face value - Rs. 2/- per share)	4,655	4,655	4,655	4,655	4,655
15	Reserves excluding Revaluation Reserve as per balance sheet of previous accounting year				1,45,536	1,36,248
16.i	Earnings per share (before extraordinary items) (of Rs 2/- each)	Not Annualised	Not Annualised	Not Annualised		
	(a) Basic	0.78	1.87	1.74	4.88	6.66
	(b) Diluted	0.78	1.87	1.74	4.88	6.66
16.ii	Earnings per share (after extraordinary items) (of Rs 2/- each)	Not Annualised	Not Annualised	Not Annualised		
	(a) Basic	0.78	1.87	1.74	4.88	6.66
	(b) Diluted	0.78	1.87	1.74	4.88	6.66

See accompanying notes to the financial results.

5

am

PART II						
Select Information for the quarter and financial year ended March 31, 2015						
Sl. No.	Particulars	Three Months Ended			Year Ended	
		31.03.2015	31.12.2014	31.03.2014	31.03.2015	31.03.2014
A	Particulars of Shareholding					
1	Public Shareholding					
	Number of shares (Face value Rs 2/- each)	7,09,71,221	7,09,71,221	7,09,71,221	7,09,71,221	7,09,71,221
	Percentage of shareholding	30.49%	30.49%	30.49%	30.49%	30.49%
2	Promoters and Promoter Group Shareholding					
	a) Pledge / Encumbered					
	Number of Shares (Face value Rs 2/- each)	Nil	Nil	Nil	Nil	Nil
	Percentage of Shares (as a % of the total shareholding of Promoter and Promoter group)	NA	NA	NA	NA	NA
	Percentage of Shares (as a % of total share capital of the Company)	NA	NA	NA	NA	NA
	b) Non Encumbered					
	Number of Shares (Face value Rs 2/- each)	16,17,77,093	16,17,77,093	16,17,77,093	16,17,77,093	16,17,77,093
	Percentage of Shares (as a % of the total shareholding of Promoter and Promoter group)	100%	100%	100%	100%	100%
	Percentage of Shares (as a % of the total share capital of the company)	69.51%	69.51%	69.51%	69.51%	69.51%

	Particulars	Three months ended 31.03.2015
B	INVESTOR COMPLAINTS	
	Pending at the beginning of the quarter	Nil
	Received during the quarter	4
	Disposed off during the quarter	4
	Remaining unresolved at the end of the quarter	Nil

Notes :

- The auditors have conducted the audit of the financial statements for the year ended March 31, 2015. The results have been reviewed by the Audit Committee at their meeting held on May 14, 2015 and taken on record by the Board of Directors at their meeting held on May 15, 2015.
- During the quarter, the Company has made the following investments in subsidiaries/joint venture :
 - Rs. 1200 Lacs in Equity Shares of HT Music and Entertainment Company Limited, a subsidiary.
 - Rs. 500 Lacs in Equity Shares of India Education Services Private Limited, a joint venture.
- Tax expense includes Current Tax Expense and Deferred Tax Charge/(Credit).
- Employee Stock Option details of the Company for the quarter ended March 31, 2015 are as follows:
 - i) HTML Employee Stock Option Scheme – 2009, No options were granted, vested, exercised or forfeited, and
 - ii) HTML Employee Stock Option Scheme – 2005, No options were granted, vested, exercised or forfeited.
- In accordance with the opinion of Expert Advisory Committee (EAC) of 'The Institute of Chartered Accountants of India' (issued in the month of March 2014), the Company has been consolidating the financial statements of HT Media Employee Welfare Trust in the quarterly results of the company, w.e.f. quarter ended March 31, 2014.
- Dividend: The Board of Directors have recommended a Dividend on Equity Shares of Rs. 2 each @ Re 0.40 per equity share (20%) for the year, amounting to Rs. 931 lacs (excluding Dividend Distribution tax) , for the approval of the shareholders at the ensuing annual general meeting
- In accordance with the requirements of Schedule II to the Companies Act, 2013, the Company has reassessed the useful lives and residual values of its fixed assets and:
 - a) an amount of Rs. 401 lacs (net of deferred tax impact of Rs. 206 lacs) has been charged to the opening balance of the retained earnings in respect of assets whose remaining useful life is nil as at April 1, 2014, and;
 - b) an amount of Rs. 63 lacs has been charged to the financial results of the current quarter (Rs. 642 lacs for the year ended March 31, 2015) representing the additional depreciation on the carrying value of the assets as at April 1, 2014 due to change in useful lives of the assets.
- The CEO and CFO certificate in respect of the above results in terms of Clause 41 of the Listing Agreement has been placed before the Board of Directors.
- Figures for the quarter ended March 31, 2015, are balancing figures between audited figures in respect of full financial year and the unaudited published year to date figures upto December 31, 2014, being the end of the third quarter of the financial year.
- Previous period's/year's figures have been regrouped/reclassified wherever necessary, to correspond with those of the current period's/year's classification

5

mm

11 Standalone Statement of Assets and Liabilities as at March 31, 2015

Particulars	(Rs. in lacs)	
	As at 31.3.2015 (Audited)	As at 31.3.2014 (Audited)
A EQUITY AND LIABILITIES		
1 Shareholders' funds		
(a) Share capital*	4,610	4,608
(b) Reserves and surplus	1,45,536	1,36,248
Sub-total - Shareholders' funds	1,50,146	1,40,856
2 Non-current liabilities		
(a) Long-term borrowings	6,757	4,680
(b) Deferred tax liabilities (net)	3,045	4,243
(c) Other long-term liabilities	512	2,275
(d) Long-term provisions	126	83
Sub-total - Non-current liabilities	10,440	11,281
3 Current liabilities		
(a) Short-term borrowings	17,809	34,970
(b) Trade payables	36,871	30,441
(c) Other current liabilities	32,987	30,189
(d) Short-term provisions	3,291	1,950
Sub-total - Current liabilities	90,958	97,550
TOTAL - EQUITY AND LIABILITIES	2,51,544	2,49,687
B ASSETS		
1 Non-current assets		
(a) Fixed assets	53,608	58,286
(b) Non-current investments	93,834	50,742
(c) Long-term loans and advances	10,132	9,274
(d) Other non-current assets	9,598	2,446
Sub-total - Non-current assets	1,67,172	1,20,748
2 Current assets		
(a) Current investments	11,706	57,126
(b) Inventories	10,886	19,273
(c) Trade receivables	19,652	18,993
(d) Cash and cash equivalents	11,592	7,214
(e) Short-term loans and advances	27,601	20,662
(f) Other current assets	2,935	5,671
Sub-total - Current assets	84,372	1,28,939
TOTAL - ASSETS	2,51,544	2,49,687

* Net of Equity Shares of Rs 45 Lacs (Previous Year Rs 47 lacs) Lacs held by HT Media Employee Welfare Trust (Refer Note 5).

8

om

Statement of Segment-wise Revenue, Results and Capital Employed for the quarter and financial year ended March 31, 2015

(Rs. in lacs)

Particulars	Three Months Ended			Year Ended	
	31.03.2015 (Un-audited)	31.12.2014 (Un-audited)	31.03.2014 (Un-audited)	31.03.2015 (Audited)	31.03.2014 (Audited)
1 Segment Revenue					
a) Printing and Publishing of Newspapers & Periodicals	32,681	35,416	31,882	1,29,514	1,28,283
b) Radio Broadcast & Entertainment	2,525	2,567	2,288	9,924	9,312
c) Digital	1,541	1,470	1,302	5,541	4,445
d) Unallocated	26	85	376	303	885
Total	36,773	39,538	35,848	1,45,282	1,42,925
Less : Inter Segment Revenue	-	-	-	-	-
Net Sales/Income from Operations	36,773	39,538	35,848	1,45,282	1,42,925
2 Segment Results Profit/(Loss) before Tax and Interest from each segment					
a) Printing and Publishing of Newspapers & Periodicals	2,918	4,231	4,722	12,871	17,342
b) Radio Broadcast & Entertainment	883	948	489	2,966	2,131
c) Digital	(1,335)	(1,108)	(540)	(4,696)	(3,539)
d) Unallocated	(3,142)	(546)	(1,610)	(5,681)	(3,800)
Total (A)	(676)	3,525	3,061	5,460	12,134
Less : Finance Cost (B)	603	816	1,540	3,603	5,557
Less : Exceptional Items (Net) (C)	-	1,669	-	1,669	-
Add: Other Income (D)	3,494	2,944	3,297	12,193	12,660
Profit Before Taxation (A-B-C+D)	2,215	3,984	4,818	12,381	19,237
3 Capital Employed (Segment Assets - Segment Liabilities)					
a) Printing and Publishing of Newspapers & Periodicals	15,737	31,311	13,857	15,737	13,857
b) Radio Broadcast & Entertainment	1,450	2,400	3,895	1,450	3,895
c) Digital	(91)	(785)	765	(91)	765
d) Unallocated	1,33,050	1,16,728	1,22,339	1,33,050	1,22,339
Total	1,50,146	1,49,654	1,40,856	1,50,146	1,40,856

Notes

- Unallocated includes figures relating to Segments which do not meet criteria of Reportable Segment as per Accounting Standard 17- Segment Reporting specified under section 133 of the Companies Act, 2013, read with rule 7 of Companies (Accounts) Rules, 2014).
- The unallocated capital employed as on March 31, 2015, December 31, 2014 and March 31, 2014 has been adjusted by Rs 2,002 Lacs, Rs 2,001 Lacs and Rs 2,101 Lacs respectively on account of consolidation of the financial results of HT Media Employee Welfare Trust in the financial results of the Company, in accordance with the opinion of the 'Expert Advisory Committee' (EAC) of the 'Institute of Chartered Accountants of India' (ICAI).
- Previous period's/year's figure have been regrouped/reclassified, where necessary to conform to this quarter's/year's classification.

New Delhi
May 15, 2015

For and on behalf of the Board of Directors

Shobhana Bhartia
Chairperson & Editorial Director



HT Media Limited
CIN:- L22121DL2002PLC117874
Registered Office: Hindustan Times House, 18-20, Kasturba Gandhi Marg, New Delhi - 110001, India
Tel : +91 11 66561234 Fax : +91 11 66561445
Email:- corporatedept@hindustantimes.com Website:- www.htmedia.in

Statement of Audited Consolidated Financial Results for the Quarter and Financial Year Ended March 31, 2015

PART I		(Rs. in Lacs except earnings per share data)				
S.No	Particulars	Three months ended			Year Ended	
		31.03.2015 (Audited)	31.12.2014 (Un-audited)	31.03.2014 (Audited)	31.03.2015 (Audited)	31.03.2014 (Audited)
1	Income from operations					
	a) Net Sales/Income from Operations	57,134	60,146	53,391	2,26,338	2,16,601
	b) Other Operating Income	558	404	993	2,633	3,469
	Total Income from operations	57,692	60,550	54,384	2,28,971	2,20,070
2	Expenses					
	a) Cost of materials consumed	17,433	19,252	18,350	74,191	73,527
	b) Purchases of stock-in-trade	-	-	-	-	-
	c) Changes in inventories of finished goods, work-in-progress and stock-in-trade	6	19	23	12	(165)
	d) Employee benefits expense	12,181	12,047	10,576	48,346	42,369
	e) Depreciation and amortisation expense	2,311	2,480	2,161	10,027	8,580
	f) Other expense	23,244	20,614	17,896	79,567	73,090
	Total Expense	55,175	54,412	49,006	2,12,143	1,97,401
3	Profit from Operations before other income, finance costs and exceptional items (1-2)	2,517	6,138	5,378	16,828	22,669
4	Other Income	4,980	4,441	4,207	16,755	16,231
5	Profit from ordinary activities before finance costs and exceptional items (3+4)	7,497	10,579	9,585	33,583	38,900
5 a	Profit from ordinary activities before finance costs, depreciation and amortisation expenses & exceptional items (EBITDA) (5+2e)	9,808	13,059	11,746	43,610	47,480
6	Finance Costs	872	1,073	1,735	4,669	6,494
7	Profit from ordinary activities after finance costs but before exceptional items(5-6)	6,625	9,506	7,850	28,914	32,406
8	Exceptional Items	-	1,393	-	1,393	-
9	Profit from Ordinary Activities before Tax (7-8)	6,625	8,113	7,850	27,521	32,406
10	Tax Expense	1,696	721	3,629	5,736	9,169
11	Net Profit from Ordinary Activities after Tax (9-10)	4,929	7,392	4,221	21,785	23,237
12	Extraordinary Items (Net of Tax Expenses)	-	-	-	-	-
13	Net Profit/(loss) for the period (11-12)	4,929	7,392	4,221	21,785	23,237
14	Share of profit/ (loss) of associates	-	(55)	(40)	(184)	(92)
15	Minority Interest	1,001	940	697	3,620	2,392
16	Net Profit after taxes, minority interest and share of profit/(loss) of associates (13+14-15)	3,928	6,397	3,484	17,981	20,753
17	Paid-up Equity Share Capital (Face value - Rs. 2/- per share)	4,655	4,655	4,655	4,655	4,655
18	Reserves excluding Revaluation Reserve as per balance sheet of accounting year				1,85,628	1,69,917
19.i	Earnings per share (before extraordinary items) (of Rs 2/- each)	Not Annualised	Not Annualised	Not Annualised		
	(a) Basic	1.69	2.75	1.49	7.73	8.88
	(b) Diluted	1.69	2.75	1.49	7.73	8.88
19.ii	Earnings per share (after extraordinary items) (of Rs 2 /- each)	Not Annualised	Not Annualised	Not Annualised		
	(a) Basic	1.69	2.75	1.49	7.73	8.88
	(b) Diluted	1.69	2.75	1.49	7.73	8.88

See accompanying notes to the financial results



PART II						
Select Information for the quarter and financial year ended March 31, 2015						
S.N	Particulars	Three months ended			Year Ended	
		31.03.2015	31.12.2014	31.03.2014	31.03.2015	31.03.2014
A	PARTICULARS OF SHAREHOLDING					
1	Public Shareholding					
	Number of shares (Face Value of Rs 2/- each)	7,09,71,221	7,09,71,221	7,09,71,221	7,09,71,221	7,09,71,221
	Percentage of shareholding	30.49%	30.49%	30.49%	30.49%	30.49%
2	Promoters and Promoter Group Shareholding					
	a) Pledge / Encumbered					
	Number of shares (Face Value of Rs 2/- each)	Nil	Nil	Nil	Nil	Nil
	Percentage of Shares (As a % of the total shareholding of Promoter and Promoter group)	NA	NA	NA	NA	NA
	Percentage of Shares (As a % of total share capital of the Company)	NA	NA	NA	NA	NA
	b) Non Encumbered					
	Number of shares (Face Value of Rs 2/- each)	16,17,77,093	16,17,77,093	16,17,77,093	16,17,77,093	16,17,77,093
	Percentage of Shares (As a % of the total shareholding of Promoter and Promoter group)	100%	100%	100%	100%	100%
	Percentage of Shares (As a % of the total share capital of the Company)	69.51%	69.51%	69.51%	69.51%	69.51%

Particulars	Three months ended 31.03.2015
B INVESTOR COMPLAINTS	
Pending at the beginning of the quarter	Nil
Received during the quarter	4
Disposed off during the quarter	4
Remaining unresolved at the end of the quarter	Nil

Notes :

- 1 The financial results of following entities have been consolidated with the financial results of HT Media Limited (Parent Company), hereinafter referred to as "the Group":

Subsidiaries

Hindustan Media Ventures Limited (HMVL)
HT Music and Entertainment Company Limited (HT Music)
HT Digital Media Holdings Limited (HT Digital)
Firefly e-Ventures Limited (Firefly)
HT Mobile Solutions Limited (HT Mobile)
HT Overseas Pte. Ltd., Singapore (HT Overseas)
HT Learning Centers Limited (HT Learning)
HT Education Limited (HT Education)
HT Global Education (HT Global), a Company licensed u/s 25 of the Companies Act,1956
Ed World Private Limited (ED World)
Ivy Talent India Private Limited (Ivy Talent)
Topmovies Entertainment Limited (Top Movies)

Joint Venture (JV)

India Education Services Private Limited (IESPL)

Associate

MyParichay Services Private Limited (MyParichay)

- 2 The Audited Consolidated Financial Results for the quarter and financial year ended March 31, 2015 are prepared in accordance with the requirements of Accounting Standard - 21, 23 and 27 specified under section 133 of the Companies Act, 2013 , read with rule 7 of the Companies (Accounts) Rules, 2014. The auditors have conducted the audit of the consolidated financial statements for the quarter and financial year ended March 31,2015 and these results have been reviewed by the Audit Committee at its meeting held on May 14,2015 and taken on record by the Board of Directors of Parent Company at its meeting held on May 15,2015 .

- 3 During the quarter, the Parent Company has made following investments in subsidiaries/ Joint Venture :

- Rs. 1200 Lacs in Equity Shares of HT Music.
- Rs. 500 Lacs in Equity Shares of IESPL.



Handwritten signature

Handwritten mark

- 4 Details of Employee Stock Option for the quarter ended March 31, 2015 are as follows :
- a) For Parent Company: under i) HTML Employee Stock Option Scheme – 2009, No options were granted, vested, exercised or forfeited.
ii) HTML Employee Stock Option Scheme – 2005, No options were granted, vested, exercised or forfeited.
- b) For Firefly :- Under i) Employee Stock Option Plan – 2009, No options were granted, vested, exercised or forfeited; and
ii) Employee Stock Option Plan – 2013, No options were granted, vested, exercised or forfeited
- c) For HMVL:- Under the HT Group Companies – Employee Stock Option Trust Scheme of a parent company, No options were granted, vested or forfeited; however, 19,775 options were exercised
- d) For HT Mobile :- Under the Employee Stock Option Plan – 2013, No options were granted, vested, exercised or forfeited.
- e) For TopMovies :- Under the Employee Stock Option Plan – 2013, No options were granted , exercised or forfeited; however, 70,686 options were vested.
- 5 The financial results of HT Burda Media Limited (HT Burda), erstwhile subsidiary, had been consolidated till September 30,2013 i.e. until the date of cessation of Parent - Subsidiary relationship pursuant to sale of Parent Company's controlling interest in HT Burda. Accordingly, the results of year ended March 31, 2015 are not comparable with the results of year ended March 31,2014.
- 6 Exceptional items (serial no. 8 of above results) pertain to provision made towards diminution in value of investment in MyParichay.
- 7 The audited standalone financial results of the Parent Company for the year ended March 31, 2015 have been filed with the Stock Exchanges where the Parent Company's shares are listed and are available on Company's website "www.htmedia.in". The key standalone financial information for the quarter and year ended March 31, 2015 are as under:

Particulars	(Rs. in lacs)				
	Three months ended			Year Ended	
	31.03.2015 (Un-audited)	31.12.2014 (Un-audited)	31.03.2014 (Un-audited)	31.03.2015 (Audited)	31.03.2014 (Audited)
Total Operating Revenue	36,773	39,538	35,848	1,45,282	1,42,925
Profit/(Loss) Before Tax	2,215	3,984	4,818	12,381	19,237
Profit/(Loss) After Tax	1,806	4,361	4,072	11,367	15,564

- 8 In accordance with the opinion of Expert Advisory Committee (EAC) of 'The Institute of Chartered Accountants of India' (issued in the month of March 2014), the Parent Company has been consolidating the financial statements of HT Media Employee Welfare Trust in the quarterly results of the Parent company, w.e.f. quarter ended March 31, 2014.
- 9 In accordance with the requirements of Schedule II to the Companies Act, 2013, the Group has reassessed the useful lives and residual values of its fixed assets and:
- 1) an amount of Rs. 477 lacs (net of deferred tax impact of Rs. 246 lacs) has been charged to the opening balance of the retained earnings in respect of assets whose remaining useful life is nil as at April 1, 2014, and;
- 2) an amount of Rs 88 lacs has been charged to the financial results of the current quarter (Rs 838 lacs for the year ended March 31, 2015) representing the additional depreciation on the carrying value of the assets as at April 01, 2014 due to change in useful lives of the assets.
- 10 Tax expense includes Current Tax Expense and Deferred Tax Charge/(Credit).
- 11 Dividend: The Board of Directors of the Parent Company has recommended a Dividend on Equity Shares of Rs. 2 each @ Re 0.40 per equity share (20%) for the year, amounting to Rs. 931 lacs (excluding Dividend Distribution tax) , for the approval of the shareholders at the ensuing annual general meeting.
- 12 The CEO and CFO certificate in respect of the above results in terms of Clause 41 of the Listing Agreement has been placed before the Board of Directors.
- 13 Figures for the quarter ended March 31, 2015 and March 31, 2014 are the balancing figures between the audited figures in respect of the full financial year and un-audited published year to date figures upto December 31,2014 and December 31,2013 respectively, both being the end of the third quarter of the financial year, which were subjected to limited review.
- 14 Previous period's/year's figure have been regrouped/reclassified where necessary, to correspond with those of the current quarter's /year's classification.

Handwritten signature




Handwritten mark

15. Statement of Audited Consolidated Assets and Liabilities as at March 31, 2015 (Rs in lacs)

Particulars	As at 31.03.2015 (Audited)	As at 31.03.2014 (Audited)
A EQUITY AND LIABILITIES		
1 Shareholders' funds		
(a) Share capital	4,610 [®]	4,608 [®]
(b) Reserves and surplus	1,85,628	1,69,917
Sub-total - Shareholders' funds	1,90,238	1,74,525
2 Minority interest	19,228	15,904
3 Non-current liabilities		
(a) Long-term borrowings	6,757	4,680
(b) Deferred tax liabilities (net)	3,632	4,889
(c) Other long-term liabilities	655	2,412
(d) Long-term provisions	185	118
Sub-total - Non-current liabilities	11,229	12,099
4 Current liabilities		
(a) Short-term borrowings	27,653	37,003
(b) Trade payables	48,436	39,370
(c) Other current liabilities	37,818	35,188
(d) Short-term provisions	4,598	2,277
Sub-total - Current liabilities	1,18,505	1,13,838
TOTAL - EQUITY AND LIABILITIES	3,39,200	3,16,366
B ASSETS		
1 Non-current assets		
(a) Fixed assets	73,670	77,915
(b) Goodwill on consolidation	544	557
(c) Non-current investments	1,18,114	46,929
(d) Long-term loans and advances	11,826	12,174
(e) Other non-current assets	13,952	3,271
Sub-total - Non-current assets	2,18,106	1,40,846
2 Current assets		
(a) Current investments	20,757	81,727
(b) Inventories	15,266	22,569
(c) Trade receivables	31,204	28,674
(d) Cash and cash equivalents	19,158	11,861
(e) Short-term loans and advances	29,393	23,000
(f) Other current assets	5,316	7,689
Sub-total - Current assets	1,21,094	1,75,520
TOTAL - ASSETS	3,39,200	3,16,366

[®] Net of Equity Shares of Rs 45 Lacs (previous year RS 47 Lacs) held by HT Media Employee Welfare Trust. (Refer Note 8 above)



me

S

16 Statement of segment-wise revenue, results and capital employed for the quarter and financial year ended March 31, 2015

(Rs in Lacs)

Particulars	Three Months Ended			Year Ended	
	31.03.2015	31.12.2014	31.03.2014	31.03.2015	31.03.2014
	(Audited)	(Un-audited)	(Audited)	(Audited)	(Audited)
1 Segment Revenue					
a) Printing & Publishing of Newspapers & Periodicals	52,285	55,320	49,565	2,08,834	2,02,961
b) Radio Broadcast & Entertainment	2,525	2,581	2,288	9,938	9,312
c) Digital	2,860	2,665	2,182	10,390	7,622
d) Unallocated	366	373	557	1,360	1,438
Total	58,036	60,939	54,592	2,30,522	2,21,333
Inter Segment Revenue	(344)	(389)	(208)	(1,551)	(1,263)
Net Sales/Income from Operations	57,692	60,550	54,384	2,28,971	2,20,070
2 Segment Results : Profit/(loss) before Tax and interest					
a) Printing & Publishing of Newspapers & Periodicals	7,012	7,849	7,804	28,020	30,491
b) Radio Broadcast & Entertainment	856	944	481	2,921	2,096
c) Digital	(1,402)	(1,442)	(758)	(5,533)	(4,251)
d) Unallocated	(3,949)	(1,213)	(2,149)	(8,580)	(5,667)
Total (A)	2,517	6,138	5,378	16,828	22,669
Less: i) Finance Cost (B)	872	1,073	1,735	4,669	6,494
ii) Exceptional Item (Net) (C)	-	1,393	-	1,393	-
Add: Other Income (D)	4,980	4,441	4,207	16,755	16,231
Profit Before Taxation(A-B-C+D)	6,625	8,113	7,850	27,521	32,406
3 Capital Employed (Segment Assets - Segment Liabilities)					
a) Printing & Publishing of Newspapers & Periodicals	36,836	55,103	38,199	36,836	38,199
b) Radio Broadcast & Entertainment	1,634	2,393	3,922	1,634	3,922
c) Digital	424	155	1,540	424	1,540
d) Unallocated	1,70,572	1,48,392	1,46,768	1,70,572	1,46,768
Total	2,09,466	2,06,043	1,90,429	2,09,466	1,90,429

Note

- a) The unallocated capital employed as on March 31,2015, December 31,2014 and March 31,2014 has been adjusted by Rs 2,002 Lacs, Rs 2,001 Lacs and Rs 2,101 Lacs respectively on account of consolidation of the financial results of HT Media Employee Welfare Trust in the financial results of the Parent Company, in accordance with the opinion of the 'Expert Advisory Committee' (EAC) of the 'Institute of Chartered Accountants of India' (ICAI).
- b) Unallocated includes figures relating to Segments which do not meet criteria of Reportable Segment as per Accounting Standard 17- Segment Reporting specified under section 133 of the Companies Act, 2013 , read with rule 7 of the Companies (Accounts) Rules, 2014.
- c) Previous period's/year's figure have been regrouped/reclassified where necessary to conform to this quarter's / year's classification.

For and on behalf of the Board of Directors

Shobhana Bhartia

Shobhana Bhartia
Chairperson & Editorial Director




New Delhi
May 15 ,2015

Auditor's Report On Quarterly Consolidated Financial Results and Year to Date Consolidated Results of the Company Pursuant to the Clause 41 of the Listing Agreement

To
**Board of Directors of
HT Media Limited,**

1. We have audited the quarterly consolidated financial results of HT Media Limited comprising of HT Media Limited ('the Company') and its subsidiaries, a joint venture and an associate (together 'the Group'), for the quarter ended March 31, 2015 and the consolidated financial results for the year ended March 31, 2015, attached herewith, being submitted by the Company pursuant to the requirement of Clause 41 of the Listing Agreement, except for the disclosures regarding 'Public Shareholding' and 'Promoter and Promoter Group Shareholding' which have been traced from disclosures made by the management and have not been audited by us. The quarterly consolidated financial results are the derived figures between the audited figures in respect of the year ended March 31, 2015 and the published year-to-date figures up to December 31, 2014, being the date of the end of the third quarter of the current financial year, which were subject to limited review. The consolidated financial results for the quarter ended March 31, 2015 have been prepared on the basis of the consolidated financial results for the nine-month period ended December 31, 2014, the audited annual consolidated financial statements as at and for the year ended March 31, 2015, and the relevant requirements of Clause 41 of the Listing Agreement and are the responsibility of the Company's management and have been approved by the Board of Directors of the Company. Our responsibility is to express an opinion on these consolidated financial results based on our review of the consolidated financial results for the nine-month period ended December 31, 2014 which was prepared in accordance with the recognition and measurement principles laid down in Accounting Standard (AS) 25, Interim Financial Reporting, specified under section 133 of the Companies Act, 2013, read with rule 7 of the Companies (Accounts) Rules, 2014 and other accounting principles generally accepted in India, our audit of the annual financial statements as at and for the year ended March 31, 2015; and the relevant requirements of Clause 41 of the Listing Agreement.
2. We conducted our audit in accordance with the auditing standards generally accepted in India. Those standards require that we plan and perform the audit to obtain reasonable assurance about whether the financial results are free of material misstatement(s). An audit includes examining, on a test basis, evidence supporting the amounts disclosed as financial results. An audit also includes assessing the accounting principles used and significant estimates made by management. We believe that our audit provides a reasonable basis for our opinion.
3. We did not audit total assets of Rs. 5,068 lacs as at March 31, 2015 and total revenue of Rs. 4,210 lacs for the year then ended and Rs. 1,385 lacs for the quarter then ended, included in the accompanying consolidated financial results in respect of certain subsidiaries. These financial statements and other financial information have been audited by other auditors whose reports have been furnished to us. We also did not audit total assets of Rs. 72.16 lacs as at March 31, 2015 and total revenue of Rs. 79.33 lacs for the year then ended and Rs.21.57 lacs for the quarter then ended, included in the accompanying consolidated financial results in respect of a branch not visited by us, whose financial information have been audited by other auditors and whose report has been furnished to us. We also did not audit the total assets of Rs. 2.58 lacs as at March 31, 2015 and total revenue of Rs. Nil for the year then ended and Rs. Nil for the quarter then ended, included in the accompanying consolidated financial results in respect of a trust not audited by us, whose financial statements and other financial information has been audited by other auditor and whose report is furnished to us. Our opinion on the quarterly financial results and the year to date



S.R. BATLIBOI & CO. LLP

Chartered Accountants

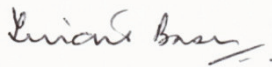
results, to the extent they have been derived from such financial Statements is based solely on the report of such other auditors.

4. In our opinion and to the best of our information and according to the explanations given to us these consolidated quarterly financial results as well as the consolidated year to date results:
 - i. are presented in accordance with the requirements of clause 41 of the Listing Agreement in this regard; and
 - ii. give a true and fair view of the consolidated net profit and other financial information for the quarter ended March 31, 2015 as well as for the year ended March 31, 2015
5. Further, read with paragraph 1 above, we report that the figures for the quarter ended March 31, 2015 represent the derived figures between the audited figures in respect of the financial year ended March 31, 2015 and the published year-to-date figures up to December 31, 2014, being the date of the end of the third quarter of the current financial year, which were subjected to a limited review as stated in paragraph 1 above, as required under Clause 41(I)(d) of the Listing Agreement.
6. Further, read with paragraph 1 above, we also report that we have, on the basis of the books of account and other records and information and explanations given to us by the management, also verified the number of shares as well as percentage of shareholdings in respect of aggregate amount of public shareholdings, as furnished by the company in terms of clause 35 of the Listing Agreement and found the same to be correct.

For S.R. BATLIBOI & CO. LLP

ICAI Firm registration number: 301003E

Chartered Accountants



per Tridibes Basu

Partner

Membership No.: 017401



Place: New Delhi

Date: 15 May, 2015